


The Art of Japanese Ink Painting: A Comprehensive Guide with Downloadable Material

Japanese ink painting, also known as sumi-e or suibokuga, is a traditional art form that has been practiced in Japan for centuries. It is a form of painting in which black ink is used to create images on paper or silk, and it is often characterized by its simplicity, elegance, and beauty.

Japanese ink painting has a long and rich history, and it has been used to depict a wide range of subjects, including landscapes, animals, people, and objects. The art form has been influenced by a variety of factors, including Chinese painting, Zen Buddhism, and Japanese aesthetics.

Today, Japanese ink painting is still widely practiced in Japan, and it is also becoming increasingly popular in other parts of the world. It is a beautiful and versatile art form that can be enjoyed by people of all ages and backgrounds.



Sumi-e: The Art of Japanese Ink Painting

(Downloadable Material) by Geoff Kersey

★★★★☆ 4.7 out of 5

Language : English
File size : 14808 KB
Text-to-Speech : Enabled
Screen Reader : Supported
Enhanced typesetting : Enabled
Print length : 192 pages

FREE

DOWNLOAD E-BOOK



The origins of Japanese ink painting can be traced back to China, where the art form was first developed during the Han dynasty (206 BC - 220 AD). Chinese ink painting was introduced to Japan during the Nara period (710 - 794 AD), and it quickly became popular among Japanese artists.

During the Heian period (794 - 1185 AD), Japanese ink painting began to develop its own unique style. This style was influenced by Zen Buddhism, which emphasizes simplicity, spontaneity, and the beauty of the natural world. Japanese ink painters began to use a more limited palette of colors, and they also began to focus on the use of empty space in their compositions.

By the Muromachi period (1392 - 1573 AD), Japanese ink painting had become a fully mature art form. During this period, great masters such as Sesshu Toyo (1420 - 1506) and Kano Masanobu (1434 - 1530) emerged, and they helped to establish the foundation of Japanese ink painting that is still followed today.

In the Edo period (1603 - 1868 AD), Japanese ink painting continued to flourish. This period saw the rise of the literati movement, which was a group of scholars and artists who were influenced by Chinese culture. The literati artists favored painting landscapes, and they often used ink painting to express their philosophical ideas.

Japanese ink painting is a relatively simple art form to learn, but it takes years of practice to master. The basic materials used in Japanese ink painting are ink, paper, and a brush. The ink is made from a mixture of soot and water, and it is typically used in black or brown. The paper is usually made from rice or bamboo, and it is absorbent and has a slightly textured

surface. The brush is made from animal hair, and it is used to apply the ink to the paper.

There are a variety of brush techniques that can be used in Japanese ink painting. The most common technique is the dry brush technique, which is used to create light, delicate lines. The wet brush technique is used to create darker, more saturated lines. The smudging technique is used to create areas of shading and texture.

Japanese ink painters often use a limited palette of colors, and they rely on the subtle variations in the ink to create depth and interest in their compositions. The most common colors used in Japanese ink painting are black, brown, and gray. However, other colors, such as red, blue, and green, can also be used.

Japanese ink painters often use empty space in their compositions to create a sense of balance and harmony. They also use the principles of asymmetry and balance to create visually interesting works of art.

The basic materials for Japanese ink painting are ink, paper, and a brush. However, there are a number of other materials that can be used to enhance the beauty and expression of your paintings.

- **Ink:** The ink used in Japanese ink painting is typically made from a mixture of soot and water. The soot is obtained from burning pine or other trees. The ink is then mixed with water to create a desired consistency.
- **Paper:** The paper used in Japanese ink painting is usually made from rice or bamboo. The paper is absorbent and has a slightly textured

surface. This surface allows the ink to flow smoothly and evenly.

- **Brush:** The brush used in Japanese ink painting is made from animal hair. The hairs are typically long and soft, and they come to a fine point. The brush is used to apply the ink to the paper.
- **Other materials:** In addition to the basic materials, there are a number of other materials that can be used to enhance the beauty and expression of your paintings. These materials include:
 - **Water:** Water is used to dilute the ink and to create different shades of gray.
 - **Rice paste:** Rice paste is used to create a mixture of ink and water that can be applied to the paper with a brush or sponge.
 - **Gold paint:** Gold paint is used to add accents to paintings.
 - **Silver paint:** Silver paint is used to add accents to paintings.


To help you learn more about Japanese ink painting, I have created a number of downloadable materials. These materials include:

- **A step-by-step guide to Japanese ink painting:** This guide will teach you the basic techniques of Japanese ink painting, and it will provide you with some tips and tricks for creating beautiful paintings.
- **A collection of Japanese ink painting exercises:** These exercises will help you practice the basic techniques of Japanese ink painting and develop your skills.
- **A gallery of Japanese ink paintings:** This gallery showcases a variety of Japanese ink paintings, from traditional landscapes to modern abstract works.

I hope that you find these downloadable materials helpful. They are designed to help you learn more about Japanese ink painting and to develop your skills as an artist.

Japanese ink painting is a beautiful and versatile art form that can be enjoyed by people of all ages and backgrounds. It is a relatively simple art form to learn, but it takes years of practice to master. With the right materials and instruction, you can create beautiful Japanese ink paintings that will bring you years of joy.

I encourage you to explore the art of Japanese ink painting. It is a rewarding and fulfilling art form that can help you express your creativity and connect with your inner self.




Sumi-e: The Art of Japanese Ink Painting (Downloadable Material) by Geoff Kersey

★★★★☆ 4.7 out of 5

Language : English
File size : 14808 KB
Text-to-Speech : Enabled
Screen Reader : Supported
Enhanced typesetting : Enabled
Print length : 192 pages





Matilda Plantagenet and Her Sisters: Gender and Power in the Premodern World

The lives of Matilda Plantagenet and her sisters offer a fascinating glimpse into the complex world of gender and power in the premodern world. As the daughters of one of the...



Traveller Tales: Closing the Circle in Turkmenistan and Iran

In the summer of 2022, I embarked on a life-changing journey through two of Central Asia's most enigmatic countries: Turkmenistan...