

Step-by-Step Techniques, Styling Tips, and Stunning Effects: A Comprehensive Guide to Makeup Mastery

Makeup, an art form that transcends mere beautification, empowers individuals to express their creativity and enhance their natural beauty. Whether you're a makeup novice or a seasoned enthusiast, our comprehensive guide will equip you with the essential knowledge and techniques to elevate your artistry.

Step-by-Step Techniques for Flawless Application

1. Skincare Preparation



I Can Draw Fashion: Step-by-Step Techniques, Styling Tips and Effects by Robyn Neild

★★★★☆ 4.4 out of 5

Language : English
File size : 22462 KB
Text-to-Speech : Enabled
Screen Reader : Supported
Enhanced typesetting: Enabled
Print length : 288 pages
Lending : Enabled

FREE

DOWNLOAD E-BOOK




A radiant complexion forms the foundation for any successful makeup application. Begin with a thorough cleansing routine to remove impurities and prepare your skin for the subsequent steps. Follow with a hydrating moisturizer to provide a smooth canvas for your makeup products.

2. Base Makeup Application



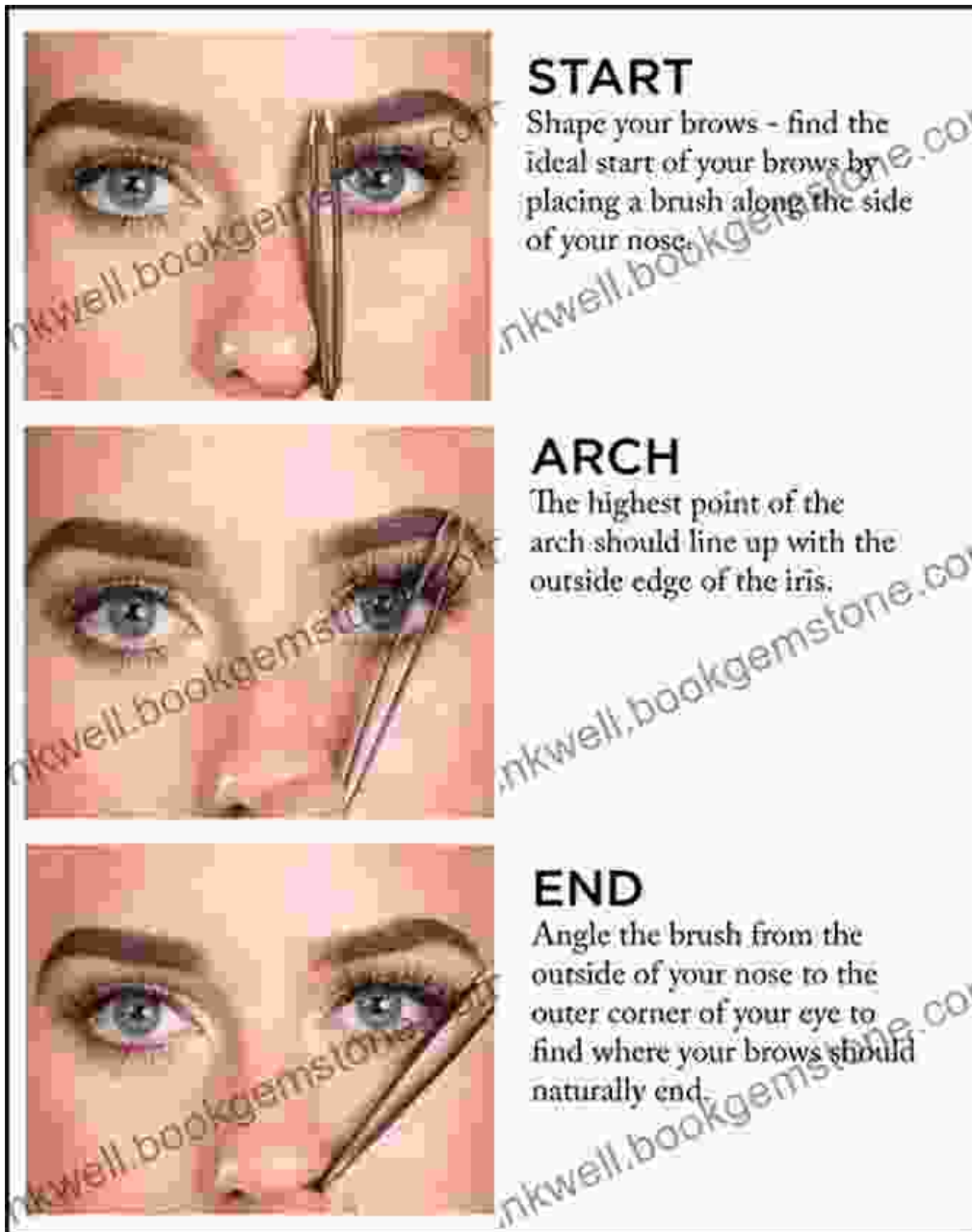
Choose a foundation shade that complements your skin tone. Use a brush or sponge for an even and seamless application. Start from the center of your face and blend outwards, ensuring a natural finish. Conceal any imperfections with a color corrector and concealer to achieve a flawless complexion.

3. Eye Makeup Enhancements



Create captivating eye looks by mastering the art of eyeshadow application. Experiment with different shades and textures to achieve your desired effect. Use a brush to blend colors seamlessly and add depth to your eyes. Enhance your lashes with mascara or false lashes to add drama and volume.

4. Brow Shaping and Definition



Well-defined brows frame your face and add symmetry to your features. Use tweezers to shape your brows, following the natural arch of your bone structure. Fill in sparse areas with a brow pencil or powder for a polished look.

5. Lip Color and Definition



Complete your makeup look with a vibrant lip color. Choose a shade that suits your skin tone and personal style. Use a lip brush for precise application and to create a defined outline. Add a touch of gloss or shimmer for a captivating pout.

Styling Tips for a Captivating Look

1. Match Your Makeup to Your Outfit and Occasion

Consider the attire you'll be wearing and the event you're attending when choosing your makeup. Opt for a natural look for daytime events and bolder shades for evening occasions.

2. Play with Color and Textures

Don't be afraid to experiment with different colors and textures. Create a smoky eye with deep charcoal eyeshadow or add a pop of glitter to your eyelids for a festive occasion.

3. Highlight Your Best Features

Use makeup to accentuate your most attractive facial features. Highlight your cheekbones, brow bone, and Cupid's bow to create a lifted and youthful appearance.

4. Less Is More

While makeup can enhance your beauty, it's essential not to overdo it. Avoid piling on too many layers, as this can create a heavy and unnatural look.

5. Seek Professional Guidance

If you need professional assistance, don't hesitate to consult with a makeup artist. They can provide expert advice, tailored to your unique needs and preferences.

Stunning Effects for Special Occasions

1. Glamorous Eye Shadow Effects




Create a captivating eye look by layering different eyeshadow shades. Start with a light base color and gradually add darker shades to create depth. Blend the colors seamlessly to achieve a gradient effect.

2. Shimmering Lip Effects



Add a touch of glamour to your lips with a shimmering lip gloss or glitter. Apply a layer of your favorite lipstick and top it off with a shimmering gloss for a dazzling finish.

3. Contouring and Highlighting



Define your facial features with the art of contouring and highlighting. Use a bronzer or dark powder to sculpt your face and create shadows. Then, apply a highlighter to enhance your bone structure and create a radiant glow.

4. False Eyelashes for Drama



Achieve a dramatic and eye-catching look with false eyelashes. Choose the length and style that best suits your eye shape. Apply the lashes carefully to the lash line using adhesive for a secure hold.

5. Smokey Eye Makeup



Create a sultry and mysterious look with a smoky eye makeup technique. Use dark eyeshadow shades and blend them together for a smudged and diffused effect. Add a touch of shimmer to the center of the eyelid for a hint of glamour.

Makeup is a powerful tool that allows you to express your creativity, enhance your natural beauty, and transform your appearance. By mastering the step-by-step techniques, following styling tips, and experimenting with stunning effects, you can elevate your makeup artistry and create captivating looks for any occasion. Remember that makeup should be a means of self-expression and should enhance, not mask, your natural features.

I Can Draw Fashion: Step-by-Step Techniques, Styling Tips and Effects by Robyn Neild

★★★★☆ 4.4 out of 5




Language : English
File size : 22462 KB
Text-to-Speech : Enabled
Screen Reader : Supported
Enhanced typesetting : Enabled
Print length : 288 pages
Lending : Enabled



Matilda Plantagenet and Her Sisters: Gender and Power in the Premodern World

The lives of Matilda Plantagenet and her sisters offer a fascinating glimpse into the complex world of gender and power in the premodern world. As the daughters of one of the...



Traveller Tales: Closing the Circle in Turkmenistan and Iran

In the summer of 2022, I embarked on a life-changing journey through two of Central Asia's most enigmatic countries: Turkmenistan...