


Modern Acrylic Paint Pouring For Beginners: A Comprehensive Guide to the Art of Fluid Painting



MODERN ACRYLIC PAINT POURING FOR BEGINNERS: A beginner's guide to acrylic paint pouring with step-by-step tips to get started by Daniel Ankele

★★★★★ 5 out of 5

Language : English
File size : 409 KB
Text-to-Speech : Enabled
Screen Reader : Supported
Enhanced typesetting : Enabled
Print length : 12 pages
Lending : Enabled



to Acrylic Paint Pouring

Immerse yourself in the captivating art of acrylic paint pouring, a modern and expressive technique that allows you to create mesmerizing abstract paintings using fluid acrylics. This comprehensive guide for beginners will unveil the techniques, materials, and inspiration behind fluid painting, empowering you to unleash your creativity and produce stunning works of art.

Essential Materials for Acrylic Paint Pouring

- **Fluid Acrylic Paints:** Choose high-quality acrylic paints specifically designed for pouring, known for their fluidity and vibrant colors.

- **Pouring Medium:** This medium reduces the viscosity of acrylic paints, allowing them to flow freely and create cells and patterns.
- **Cups or Containers:** Clear cups or containers are used to mix and pour the fluid acrylics.
- **Canvas or Surface:** Choose a canvas or other suitable surface for your painting, such as wood, metal, or ceramic.
- **Tools:** Gather basic tools like stirring sticks, spatulas, or brushes for mixing and manipulating the paint.

Basic Techniques for Acrylic Paint Pouring

Explore the fundamental techniques of acrylic paint pouring and master the art of creating cells, patterns, and textures:

- **Dirty Pour:** Mix different colors of paint together in a cup and pour them onto the canvas simultaneously, creating unique patterns and cells.
- **Flip Cup Pour:** Place a canvas upside down over a cup filled with paint and flip it over, allowing the paint to flow and spread across the surface.
- **Puddle Pour:** Pour a large amount of paint onto the canvas and tilt it to create puddles and ridges.
- **Swipe Pour:** Use a palette knife or brush to swipe across a poured canvas, creating dynamic lines and patterns.

Advanced Techniques for Acrylic Paint Pouring

Elevate your fluid painting skills with advanced techniques that add depth, texture, and intrigue to your creations:

- **Cell Activator:** Add a few drops of silicone oil or a cell activator medium to create larger, more defined cells.
- **Torch or Heat Gun:** Use a torch or heat gun to manipulate the paint flow and create unique effects.
- **Inclusions:** Incorporate other materials like sand, glitter, or beads into your pours for added texture and interest.

Tips for Stunning Fluid Paintings

Follow these expert tips to enhance your acrylic paint pouring experience and create captivating masterpieces:

- **Experiment with Colors:** Play with different color combinations and explore the vibrant effects they create.
- **Control the Pouring Consistency:** Adjust the paint-to-medium ratio to achieve the desired fluidity and flow.
- **Tilt the Canvas:** Experiment with tilting the canvas at different angles to create unique patterns and effects.
- **Seal Your Artwork:** Protect your fluid painting from dust and damage by sealing it with a varnish or sealant.


Inspiration and Applications of Acrylic Paint Pouring

Discover the endless possibilities of acrylic paint pouring and explore its diverse applications:

- **Abstract Paintings:** Create stunning abstract paintings with vibrant colors, dynamic patterns, and mesmerizing cells.
- **Home Decor:** Enhance your living space with fluid-painted canvases, coasters, and other home accessories.
- **Jewelry:** Design unique and eye-catching jewelry pieces using fluid-painted pendants, earrings, and beads.
- **Mixed Media Art:** Combine fluid painting with other techniques like collage, resin art, or photography to create multidimensional artworks.

Embrace the transformative art of modern acrylic paint pouring and unlock your creative potential. With the techniques, materials, and inspiration provided in this comprehensive guide, you are now equipped to embark on your fluid painting journey and create stunning abstract artworks that reflect your unique style and vision. Let the vibrant colors, flowing patterns, and mesmerizing cells inspire you as you explore the boundless possibilities of this captivating art form.

Copyright © 2023. All Rights Reserved.




MODERN ACRYLIC PAINT POURING FOR BEGINNERS: A beginner's guide to acrylic paint pouring with step-by-step tips to get started by Daniel Ankele

★★★★★ 5 out of 5

Language : English
File size : 409 KB
Text-to-Speech : Enabled
Screen Reader : Supported
Enhanced typesetting : Enabled

Print length : 12 pages
Lending : Enabled



Matilda Plantagenet and Her Sisters: Gender and Power in the Premodern World

The lives of Matilda Plantagenet and her sisters offer a fascinating glimpse into the complex world of gender and power in the premodern world. As the daughters of one of the...



Traveller Tales: Closing the Circle in Turkmenistan and Iran

In the summer of 2022, I embarked on a life-changing journey through two of Central Asia's most enigmatic countries: Turkmenistan...