


# Learn To Paint In Steps: A Comprehensive Guide for Beginners

The first step is to gather your painting supplies. Here's a basic list of what you'll need:

- 

If you're new to painting, it's helpful to start with a reference photo. This will give you a starting point and help you to focus on the details.

When choosing a reference photo, look for one that has good lighting and contrast. Avoid photos that are too busy or cluttered.



## Learn to Paint in 5 Steps: And Unleash Your Creative Spirit! (Creative Spirits Book 1) by Susan Elizabeth Jones

★★★★☆ 4.8 out of 5

Language	: English
File size	: 16934 KB
Text-to-Speech	: Enabled
Screen Reader	: Supported
Enhanced typesetting	: Enabled
Print length	: 53 pages
Lending	: Enabled



Once you have your reference photo, you can start sketching your outline. This will give you a roadmap for your painting.

Sketch lightly with a pencil, and don't worry about making it perfect. The main goal is to get the basic shapes and proportions down.

Once your sketch is complete, you can start applying base colors. Base colors are the main colors that will make up your painting.

Start with the lightest colors and work your way up to the darkest colors. Apply the paint in thin layers, and let each layer dry completely before applying the next.

Once your base colors are dry, you can start adding details. This is where you'll bring your painting to life.

Start by adding the most important details, such as the eyes, nose, and mouth. Then, work your way out to the smaller details, such as the hair, clothes, and background.

Highlights and shadows help to create depth and dimension in your painting.

To add highlights, use a lighter shade of paint and apply it to the areas that are exposed to light. To add shadows, use a darker shade of paint and apply it to the areas that are in shadow.

Once you're happy with the details, you can finish your painting by adding a few finishing touches. This might include adding a varnish to protect the paint, or framing your painting.


Here are a few tips for beginners:

■

Painting is a beautiful and rewarding hobby that can be enjoyed by people of all ages and skill levels. With a little practice, you can create beautiful works of art that you'll be proud to display.

\*\*\*\*.

Paintbrushes, palette, canvases, beginner painting guide




## Learn to Paint in 5 Steps: And Unleash Your Creative Spirit! (Creative Spirits Book 1) by Susan Elizabeth Jones

★★★★☆ 4.8 out of 5

Language : English  
File size : 16934 KB  
Text-to-Speech : Enabled  
Screen Reader : Supported  
Enhanced typesetting : Enabled  
Print length : 53 pages  
Lending : Enabled





## **Matilda Plantagenet and Her Sisters: Gender and Power in the Premodern World**

The lives of Matilda Plantagenet and her sisters offer a fascinating glimpse into the complex world of gender and power in the premodern world. As the daughters of one of the...



## **Traveller Tales: Closing the Circle in Turkmenistan and Iran**

In the summer of 2022, I embarked on a life-changing journey through two of Central Asia's most enigmatic countries: Turkmenistan...