

Learn How To Design And Create Unique Crafts Items With Practical Examples

to Craft Design

Craft design is an art form that involves the creation of functional and decorative objects using various materials and techniques. It encompasses a wide range of disciplines, including ceramics, textiles, jewelry making, woodworking, and more. The process of craft design often involves experimentation, innovation, and a deep understanding of materials and their properties.



Cricut 4 Books in 1: Cricut For Beginners Cricut Design Space Cricut Project Ideas For Cricut Maker Cricut Project Ideas : Learn How To Design And Create Unique Crafts Items With Practical Examples by Spike Bucklow

★★★★★ 5 out of 5

Language : English
File size : 14501 KB
Text-to-Speech : Enabled
Enhanced typesetting : Enabled
Print length : 362 pages
Lending : Enabled
Screen Reader : Supported



Benefits of Craft Design

- **Stress relief:** Crafting can be a therapeutic and relaxing activity, providing a sense of accomplishment and well-being.

- **Creativity and self-expression:** Craft design allows you to express your individuality and creativity, creating unique pieces that reflect your personal style and vision.
- **Skill development:** Learning craft design techniques can enhance your fine motor skills, problem-solving abilities, and attention to detail.
- **Community building:** Craft design can bring people together, fostering a sense of community and shared experiences.
- **Sustainability:** By using recycled or upcycled materials, craft design can promote environmental sustainability.

Materials and Techniques for Craft Design

The materials and techniques used in craft design are as diverse as the crafts themselves. Some common materials include:

- Fabrics (textiles, yarn, felt)
- Paper (cardstock, origami paper, scrapbook paper)
- Metals (wire, sheet metal, jewelry findings)
- Wood (plywood, balsa wood, dowels)
- Ceramics (clay, porcelain, stoneware)

Techniques for manipulating these materials include:

- **Cutting:** Using scissors, knives, or saws to shape and trim materials.
- **Folding and origami:** Creating shapes and objects by folding and manipulating paper.
- **Sewing:** Using needles and thread to stitch fabrics together.

- **Weaving:** Interlacing fibers to create textiles.
- **Pottery:** Molding and firing clay to create ceramic objects.

Design Principles for Unique Crafts

To design and create unique crafts items, it is helpful to consider the following principles:

- **Originality:** Strive to create pieces that are distinct and have a personal touch.
- **Balance:** Distribute elements within a design to create visual harmony and stability.
- **Contrast:** Use contrasting colors, textures, or shapes to create visual interest and depth.
- **Repetition:** Repeat elements throughout a design to create a sense of rhythm and unity.
- **Proportion:** Ensure that the sizes and proportions of elements within a design are harmonious.

Practical Examples of Unique Crafts

To illustrate the design principles and techniques discussed, here are a few practical examples of unique crafts items:

Textured Paper Wall Art

This wall art piece combines the principles of repetition and texture to create a visually appealing display. Cut pieces of textured paper into geometric shapes and arrange them on a canvas or backing board. Use contrasting colors and textures to create interest and depth.



Origami Jewelry

Origami, the art of paper folding, can be used to create intricate and beautiful jewelry. Fold origami paper into various shapes, such as flowers, animals, or geometric patterns, and attach them to earrings, necklaces, or bracelets. Use contrasting colors and metallic papers to enhance the visual appeal.




Upcycled Denim Tote Bag

Upcycling involves transforming old or discarded items into new functional or decorative pieces. This tote bag is made from upcycled denim jeans. Cut out panels from the jeans and sew them together to create the bag body. Add leather straps or handles for durability and style. Embellish the bag with embroidery, patches, or other decorative elements.




Craft design is a versatile and rewarding art form that allows you to create unique and captivating crafts items. By understanding the principles of design, exploring various materials and techniques, and practicing your skills, you can develop your creativity and express yourself through your creations. Whether you are a beginner or an experienced crafter, the world of craft design offers endless possibilities for exploration and self-expression.



Cricut 4 Books in 1: Cricut For Beginners Cricut Design Space Cricut Project Ideas For Cricut Maker Cricut Project Ideas : Learn How To Design And Create Unique Crafts Items With Practical Examples by Spike Bucklow


★★★★★ 5 out of 5

Language : English
File size : 14501 KB
Text-to-Speech : Enabled
Enhanced typesetting : Enabled
Print length : 362 pages
Lending : Enabled
Screen Reader : Supported



Matilda Plantagenet and Her Sisters: Gender and Power in the Premodern World

The lives of Matilda Plantagenet and her sisters offer a fascinating glimpse into the complex world of gender and power in the premodern world. As the daughters of one of the...



Traveller Tales: Closing the Circle in Turkmenistan and Iran

In the summer of 2022, I embarked on a life-changing journey through two of Central Asia's most enigmatic countries: Turkmenistan...