


Everything You Need to Stitch, Sculpt, Bead, and Build

Stitch, sculpt, bead, and build are four popular and versatile art forms that can be used to create a wide variety of projects. Whether you're a beginner or an experienced artist, it's important to have the right materials and techniques for the job. In this article, we'll provide a comprehensive guide to everything you need to get started with stitch, sculpt, bead, and build projects.



Craft Wisdom & Know-How: Everything You Need to Stitch, Sculpt, Bead and Build by Yoshitomo Ikawa

★★★★☆ 4.5 out of 5

Language : English
File size : 55507 KB
Text-to-Speech : Enabled
Screen Reader : Supported
Enhanced typesetting : Enabled
Print length : 3381 pages



Materials

The materials you need for your stitch, sculpt, bead, and build projects will vary depending on the specific project you're working on. However, there are some basic materials that you'll likely need for most projects. These include:

- **Fabric:** Fabric is the foundation of many stitch projects. You can use any type of fabric, but some fabrics are better suited for certain projects than others. For example, cotton is a good choice for projects that require a lot of detail, while linen is a good choice for projects that need to be durable.
- **Yarn:** Yarn is used to create stitches in many stitch projects. There are many different types of yarn available, so you can choose the type that's best suited for your project. Some popular types of yarn include cotton, wool, and acrylic.
- **Embroidery floss:** Embroidery floss is a type of thread that's used to create embroidery stitches. Embroidery floss is available in a wide range of colors and sizes, so you can choose the type that's best suited for your project.
- **Beads:** Beads can be used to add embellishment to stitch, sculpt, and build projects. There are many different types of beads available, so you can choose the type that's best suited for your project. Some popular types of beads include glass beads, seed beads, and metal beads.
- **Sculpting clay:** Sculpting clay is a type of clay that can be used to create sculptures. There are many different types of sculpting clay available, so you can choose the type that's best suited for your project. Some popular types of sculpting clay include polymer clay, earthenware clay, and stoneware clay.
- **Building materials:** Building materials are used to create structures in build projects. There are many different types of building materials available, so you can choose the type that's best suited for your

project. Some popular types of building materials include wood, metal, and plastic.

In addition to the basic materials listed above, there are a number of other materials that you may need for your stitch, sculpt, bead, and build projects. These materials include:

- **Scissors:** Scissors are used to cut fabric, yarn, and other materials.
- **Needles:** Needles are used to sew fabric and embroider stitches.
- **Thread:** Thread is used to sew fabric and embroider stitches.
- **Glue:** Glue is used to attach beads and other embellishments to projects.
- **Tools:** Tools are used to shape and smooth sculpting clay and build structures.

You can find all of the materials you need for your stitch, sculpt, bead, and build projects at your local craft store.

Techniques

The techniques you use for your stitch, sculpt, bead, and build projects will vary depending on the specific project you're working on. However, there are some basic techniques that you'll likely use for most projects. These techniques include:

- **Stitching:** Stitching is a technique that's used to create designs on fabric. There are many different types of stitches, so you can choose the type that's best suited for your project.

Some popular types of stitches include the running stitch, the back stitch, and the satin stitch.

- **Sculpting:** Sculpting is a technique that's used to create three-dimensional objects from clay. There are many different types of sculpting techniques, so you can choose the type that's best suited for your project. Some popular types of sculpting techniques include hand-building, wheel-throwing, and slip-casting.
- **Beading:** Beading is a technique that's used to create jewelry and other objects from beads. There are many different types of beading techniques, so you can choose the type that's best suited for your project. Some popular types of beading techniques include stringing, weaving, and knotting.
- **Building:** Building is a technique that's used to create structures from building materials. There are many different types of building techniques, so you can choose the type that's best suited for your project. Some popular types of building techniques include framing, roofing, and plumbing.


You can learn the techniques you need for your stitch, sculpt, bead, and build projects by taking classes, reading books, or watching videos.

Projects

The possibilities are endless when it comes to stitch, sculpt, bead, and build projects. You can create anything from simple pieces of jewelry to complex sculptures to full-scale buildings. Here are a few ideas to get you started:

- **Stitch projects:** Stitch projects can be as simple or as complex as you want them to be. Some popular stitch projects include embroidery, quilting, and appliqué.
- **Sculpt projects:** Sculpt projects can be anything from small figurines to large-scale sculptures. Some popular sculpt projects include pottery, ceramics, and metalworking.
- **Bead projects:** Bead projects can be anything from simple necklaces to elaborate beaded jewelry sets. Some popular bead projects include stringing, weaving, and knotting.
- **Build projects:** Build projects can be anything from small birdhouses to full-scale buildings. Some popular build projects include framing, roofing, and plumbing.

No matter what your skill level or interests, there's a stitch, sculpt, bead, or build project out there for you. So get creative and start making something today!




Craft Wisdom & Know-How: Everything You Need to Stitch, Sculpt, Bead and Build by Yoshitomo Ikawa

★★★★☆ 4.5 out of 5

Language : English
File size : 55507 KB
Text-to-Speech : Enabled
Screen Reader : Supported
Enhanced typesetting: Enabled
Print length : 3381 pages


FREE

DOWNLOAD E-BOOK



Matilda Plantagenet and Her Sisters: Gender and Power in the Premodern World

The lives of Matilda Plantagenet and her sisters offer a fascinating glimpse into the complex world of gender and power in the premodern world. As the daughters of one of the...



Traveller Tales: Closing the Circle in Turkmenistan and Iran

In the summer of 2022, I embarked on a life-changing journey through two of Central Asia's most enigmatic countries: Turkmenistan...