


Creating and Painting Forms with Value and Color: A Comprehensive Guide

In the realm of art, understanding how to create and paint forms with value and color is paramount to achieving a sense of depth and realism in your paintings. This guide will delve into the fundamentals of form, value, and color theory, and provide practical techniques to help you master the art of painting forms that seem to leap off the canvas.



Creating and Painting Forms With Value and Color

by Linda Riesenberg Fisler

★★★★☆ 4.4 out of 5

Language : English

File size : 1090 KB

Text-to-Speech : Enabled

Screen Reader : Supported

Enhanced typesetting: Enabled

Print length : 23 pages

Lending : Enabled



Understanding Form

Form refers to the three-dimensional structure of an object. When painting forms, it is essential to consider their volume, shape, and mass. The following elements contribute to the perception of form:

- **Geometry:** The basic shapes that make up the form, such as cubes, spheres, and cylinders.

- **Edges:** The lines where two surfaces meet, which define the shape and contours of the form.
- **Highlights:** The areas of the form that receive the most light, creating the illusion of roundness and volume.
- **Shadows:** The areas of the form that receive less light, creating depth and contrast.
- **Cast Shadows:** The shadows that the form casts on surrounding surfaces, further emphasizing its three-dimensionality.

Value and Color Theory

Value refers to the lightness or darkness of a color. In painting, value is used to create a sense of depth and contrast within the form. Color theory involves the understanding of how colors interact with each other, and how they can be used to create different effects in a painting.

The color wheel is a valuable tool for understanding color theory. It is organized by the three primary colors (red, yellow, and blue), the three secondary colors (orange, green, and purple), and the six tertiary colors (the colors that result from mixing a primary and a secondary color).

Understanding the relationships between colors, such as complementary colors (colors opposite each other on the color wheel) and analogous colors (colors adjacent to each other on the color wheel), can help you create harmonious and visually appealing paintings.

Mixing and Using Colors

Mixing colors is essential for creating a wide range of hues and values in your paintings. There are two main methods for mixing colors: subtractive

mixing and additive mixing.

Subtractive mixing is the method used in traditional painting, where pigments are mixed together to create new colors. When mixing subtractive colors, the result is always a darker and less saturated color. For example, mixing red and blue will result in a dark purple.

Additive mixing is the method used in digital art, where light is mixed to create new colors. When mixing additive colors, the result is always a lighter and more saturated color. For example, mixing red and blue light will result in a bright magenta.

Techniques for Painting Forms

There are several techniques that you can use to paint forms with value and color. These techniques include:

- **Chiaroscuro:** This technique involves using a strong contrast between light and dark values to create a dramatic sense of depth and realism. The chiaroscuro technique was widely used by Baroque artists such as Caravaggio and Rembrandt.
- **Glazing:** This technique involves applying thin, transparent layers of paint over one another. Glazing can be used to create a smooth, blended effect, and to add depth and richness to the colors.
- **Impasto:** This technique involves applying thick, opaque layers of paint to the canvas. Impasto can be used to create a textured, sculptural effect, and to emphasize the three-dimensionality of the form.

Mastering the art of creating and painting forms with value and color takes time and practice. By understanding the elements of form, the principles of value and color theory, and the various techniques for painting forms, you can develop the skills necessary to create realistic and visually appealing paintings that capture the beauty and complexity of the world around you.

So grab your brushes, mix your colors, and embark on the exciting journey of painting forms with value and color. With dedication and perseverance, you will unlock your artistic potential and create paintings that inspire and amaze.



Creating and Painting Forms With Value and Color

by Linda Riesenberg Fisler

★★★★☆ 4.4 out of 5

Language : English

File size : 1090 KB

Text-to-Speech : Enabled

Screen Reader : Supported

Enhanced typesetting : Enabled


Print length : 23 pages

Lending : Enabled

FREE


DOWNLOAD E-BOOK





Matilda Plantagenet and Her Sisters: Gender and Power in the Premodern World

The lives of Matilda Plantagenet and her sisters offer a fascinating glimpse into the complex world of gender and power in the premodern world. As the daughters of one of the...



Traveller Tales: Closing the Circle in Turkmenistan and Iran

In the summer of 2022, I embarked on a life-changing journey through two of Central Asia's most enigmatic countries: Turkmenistan...