


# Craft Notes for Animators: A Comprehensive Guide to the Art of Animation

Animation is a complex and challenging art form that requires a deep understanding of movement, timing, and storytelling. One of the most important tools for animators is the craft note. Craft notes are written critiques that provide specific feedback on an animator's work. They can be used to identify areas for improvement, suggest new ideas, or simply provide encouragement.

In this article, we will provide a comprehensive guide to craft notes for animators. We will cover everything from the basics of writing craft notes to advanced techniques for providing constructive criticism. We will also provide examples of craft notes and discuss how to use them effectively.

Craft notes are written critiques that provide specific feedback on an animator's work. They can be used to identify areas for improvement, suggest new ideas, or simply provide encouragement. Craft notes are typically written by experienced animators or directors who have a deep understanding of the art form.



## Craft Notes for Animators: A Perspective on a 21st Century Career by Ed Hooks

★★★★★ 5 out of 5

Language : English  
File size : 4276 KB  
Text-to-Speech : Enabled  
Screen Reader : Supported  
Enhanced typesetting : Enabled  
Word Wise : Enabled  
Print length : 172 pages



Craft notes can be used for a variety of purposes, including:

- Providing feedback on an animator's work in progress
- Suggesting new ideas for an animation sequence
- Identifying areas for improvement
- Praising an animator's work
- Encouraging an animator to continue developing their skills

Writing craft notes can be a challenging task, but it is important to remember that the goal is to provide constructive criticism that will help the animator improve their work. When writing craft notes, it is important to be specific, objective, and respectful.

Here are some tips for writing effective craft notes:

- **Be specific.** When providing feedback, be as specific as possible. Avoid using vague or general terms like "good" or "bad." Instead, provide specific examples of what you liked or disliked about the animation.
- **Be objective.** When providing feedback, try to be as objective as possible. Avoid making personal attacks or judgments. Instead, focus on the animation itself and provide specific examples to support your claims.

- **Be respectful.** When providing feedback, it is important to be respectful of the animator's work. Even if you have negative feedback to give, do so in a constructive and respectful manner.

In addition to the basic tips above, there are a number of advanced techniques that you can use to write more effective craft notes. These techniques include:

- **Use "I" statements.** When providing feedback, use "I" statements to express your own opinions. This will help to avoid sounding judgmental or accusatory.
- **Ask questions.** Asking questions can help to encourage the animator to think about their work in a new way. For example, you could ask questions like "What were you trying to achieve with this scene?" or "How could you improve the pacing of this sequence?"
- **Suggest alternatives.** If you have a suggestion for how to improve an animation, be sure to provide a specific example. This will help the animator to understand what you are suggesting and how to implement it.

Here are some examples of craft notes that you could use to provide feedback on an animator's work:

- **"I really liked the way you animated the character's facial expressions. They were very expressive and helped to convey the character's emotions."**
- **"The pacing of the scene felt a little slow in the middle. You could try cutting some of the unnecessary frames or adding some more**

**movement to speed things up."**

- **"The character's movement in this scene is a little stiff. You could try adding some more secondary motion to make the character feel more alive."**
- **"I'm not sure if the color scheme you're using is working. The colors feel a little too bright and saturated. You could try using a more muted color palette."**
- **"The animation is great, but the character's dialogue is a little weak. You could try rewriting the dialogue to make it more interesting and engaging."**


Once you have received craft notes, it is important to take the time to read them carefully and consider the feedback. Don't take the criticism personally. Instead, use the notes as an opportunity to learn and improve your work.

Here are some tips for using craft notes effectively:

- **Read the notes carefully.** When reading craft notes, take your time and really try to understand the feedback. Don't just skim over the notes or read them once and move on. Take the time to think about what the notes are saying and how you can apply them to your work.
- **Consider the feedback.** Once you have read the notes, take some time to consider the feedback. Don't just make changes immediately. Instead, take some time to think about how you can implement the feedback in a way that makes sense for your project.

- **Make changes.** Once you have considered the feedback, make the necessary changes to your work. Don't be afraid to experiment and try new things. The notes are there to help you improve your work, so don't be afraid to take risks.

Craft notes are an essential tool for animators. They can provide valuable feedback that can help animators improve their work. When writing craft notes, it is important to be specific, objective, and respectful. You should also use advanced techniques, such as using "I" statements, asking questions, and suggesting alternatives. Once you have received craft notes, it is important to read them carefully and consider the feedback. Don't take the criticism personally. Instead, use the notes as an opportunity to learn and improve your work.



## Craft Notes for Animators: A Perspective on a 21st Century Career by Ed Hooks


★★★★★ 5 out of 5

Language : English  
File size : 4276 KB  
Text-to-Speech : Enabled  
Screen Reader : Supported  
Enhanced typesetting : Enabled  
Word Wise : Enabled  
Print length : 172 pages

FREE

DOWNLOAD E-BOOK





## **Matilda Plantagenet and Her Sisters: Gender and Power in the Premodern World**

The lives of Matilda Plantagenet and her sisters offer a fascinating glimpse into the complex world of gender and power in the premodern world. As the daughters of one of the...



## **Traveller Tales: Closing the Circle in Turkmenistan and Iran**

In the summer of 2022, I embarked on a life-changing journey through two of Central Asia's most enigmatic countries: Turkmenistan...