


# Art Models Saju049: Figure Drawing Pose Reference (Art Models Poses)

## Figure Drawing Pose Reference Art Models Poses

Figure drawing is a fundamental skill for artists of all levels. It helps you to understand the human form and how it moves, and it can be used to create a wide variety of artwork, from realistic portraits to abstract compositions.

One of the best ways to improve your figure drawing skills is to use pose reference art models. These models can help you to see the human form from different angles and in different poses, and they can provide you with valuable insights into how the body moves.



## Art Models Saju049: Figure Drawing Pose Reference (Art Models Poses) by Dylan Birtolo

★★★★☆ 4.2 out of 5

Language : English  
File size : 14493 KB  
Text-to-Speech : Enabled  
Screen Reader : Supported  
Enhanced typesetting : Enabled  
Print length : 70 pages  
Lending : Enabled



There are many different types of pose reference art models available, from live models to photographs and videos. Each type has its own advantages and disadvantages, so it's important to choose the type that best suits your needs.

## **Live Models**

Live models are the most realistic type of pose reference art model. They can move and pose in any way you like, and they can provide you with real-time feedback on your drawing. However, live models can be expensive to hire, and they may not always be available when you need them.

## **Photographs**

Photographs are a more affordable and convenient option than live models. They can be found in a wide variety of poses and angles, and they can be used to create realistic or stylized drawings. However, photographs can be flat and two-dimensional, and they may not always provide you with the same level of detail as a live model.

## **Videos**

Videos are a great way to study the human form in motion. They can show you how the body moves in real time, and they can help you to understand the dynamics of movement. However, videos can be difficult to pause and rewind, and they may not always provide you with the same level of detail as a photograph or a live model.

No matter which type of pose reference art model you choose, it's important to use them regularly. The more you practice, the better you will become at drawing the human form.

## **Here are some tips for using pose reference art models:**

1. **Start with simple poses.** Don't try to draw a complex pose right away. Start with simple poses, such as the standing pose or the seated pose.

This will help you to get a feel for the human form and how it moves.

2. **Use a variety of poses.** Don't stick to one pose for too long. Use a variety of poses to learn how the human form moves and changes. This will help you to create more dynamic and interesting drawings.
3. **Pay attention to the details.** When you're drawing from a pose reference art model, pay attention to the details. Look at the way the muscles move, the way the skin folds, and the way the bones connect. This will help you to create more realistic and accurate drawings.
4. **Practice regularly.** The more you practice, the better you will become at drawing the human form. Try to draw from a pose reference art model at least once a week. This will help you to improve your skills and develop your eye for detail.

Figure drawing is a challenging but rewarding skill. By using pose reference art models, you can improve your skills and create more realistic and dynamic drawings.

### **Here are some additional tips for using pose reference art models:**

- **Use a variety of lighting conditions.** Different lighting conditions can create different shadows and highlights on the human form. This can help you to see the form more clearly and create more realistic drawings.
- **Use different backgrounds.** Different backgrounds can create different moods and atmospheres in your drawings. This can help you to create more interesting and visually appealing artwork.
- **Use props.** Props can help you to create more interesting and dynamic poses. They can also help you to tell a story in your drawings.

- **Experiment.** Don't be afraid to experiment with different poses, angles, and lighting conditions. This is the best way to learn and grow as an artist.


Figure drawing is a lifelong journey. There is always something new to learn and explore. By using pose reference art models, you can continue to improve your skills and create beautiful and inspiring artwork.



## Art Models Saju049: Figure Drawing Pose Reference (Art Models Poses) by Dylan Birtolo


★★★★☆ 4.2 out of 5

Language : English  
File size : 14493 KB  
Text-to-Speech : Enabled  
Screen Reader : Supported  
Enhanced typesetting : Enabled  
Print length : 70 pages  
Lending : Enabled



## Matilda Plantagenet and Her Sisters: Gender and Power in the Premodern World

The lives of Matilda Plantagenet and her sisters offer a fascinating glimpse into the complex world of gender and power in the premodern world. As the daughters of one of the...



## **Traveller Tales: Closing the Circle in Turkmenistan and Iran**

In the summer of 2022, I embarked on a life-changing journey through two of Central Asia's most enigmatic countries: Turkmenistan...