


Acrylic Illuminations: Exploring the Reflective and Luminous Techniques of Acrylic Painting

Acrylic paints are known for their versatility and vibrant colors. In recent years, artists have been experimenting with new and innovative techniques to create reflective and luminous acrylic paintings. These techniques involve layering, glazing, and the use of metallic and iridescent acrylics to create stunning effects.

Layering Techniques

One of the most common techniques used to create reflective and luminous acrylic paintings is layering. Layering involves applying multiple layers of paint, one on top of the other. Each layer can be a different color or shade, and can be applied in a variety of ways. For example, you can apply thin layers of paint over a dark background to create a sense of depth and luminosity. You can also use thick layers of paint to create a more textured and sculptural effect.



Acrylic Illuminations: Reflective and Luminous Acrylic Painting Techniques by Nancy Reyner

★★★★☆ 4.5 out of 5

Language : English

File size : 222166 KB

Text-to-Speech : Enabled

Screen Reader : Supported

Enhanced typesetting : Enabled

Print length : 444 pages

FREE

DOWNLOAD E-BOOK



Glazing Techniques

Glazing is another technique that can be used to create reflective and luminous acrylic paintings. Glazing involves applying thin, transparent layers of paint over a previously painted surface. Each layer of glaze can be a different color or shade, and can be applied in a variety of ways. For example, you can apply thin layers of glaze over a white background to create a subtle wash of color. You can also use thick layers of glaze to create a more vibrant and saturated effect.

Metallic and Iridescent Acrylics

Metallic and iridescent acrylics are another type of paint that can be used to create reflective and luminous acrylic paintings. Metallic acrylics contain tiny particles of metal, which gives them a shiny, reflective surface. Iridescent acrylics contain tiny particles of mica, which gives them a rainbow-like effect. Both metallic and iridescent acrylics can be used to create stunning effects, and can be used in a variety of ways. For example, you can use metallic acrylics to create a metallic background, or you can use iridescent acrylics to create a rainbow-like effect on a flower.


Reflective and luminous acrylic paintings are a beautiful and unique way to express yourself creatively. By experimenting with different layering, glazing, and painting techniques, you can create stunning works of art that are sure to impress your friends and family. So get out there and start painting!

Acrylic Illuminations: Reflective and Luminous Acrylic Painting Techniques by Nancy Reyner


★★★★☆ 4.5 out of 5

Language : English

File size : 222166 KB



Text-to-Speech : Enabled
Screen Reader : Supported
Enhanced typesetting : Enabled
Print length : 444 pages



Matilda Plantagenet and Her Sisters: Gender and Power in the Premodern World

The lives of Matilda Plantagenet and her sisters offer a fascinating glimpse into the complex world of gender and power in the premodern world. As the daughters of one of the...



Traveller Tales: Closing the Circle in Turkmenistan and Iran

In the summer of 2022, I embarked on a life-changing journey through two of Central Asia's most enigmatic countries: Turkmenistan...